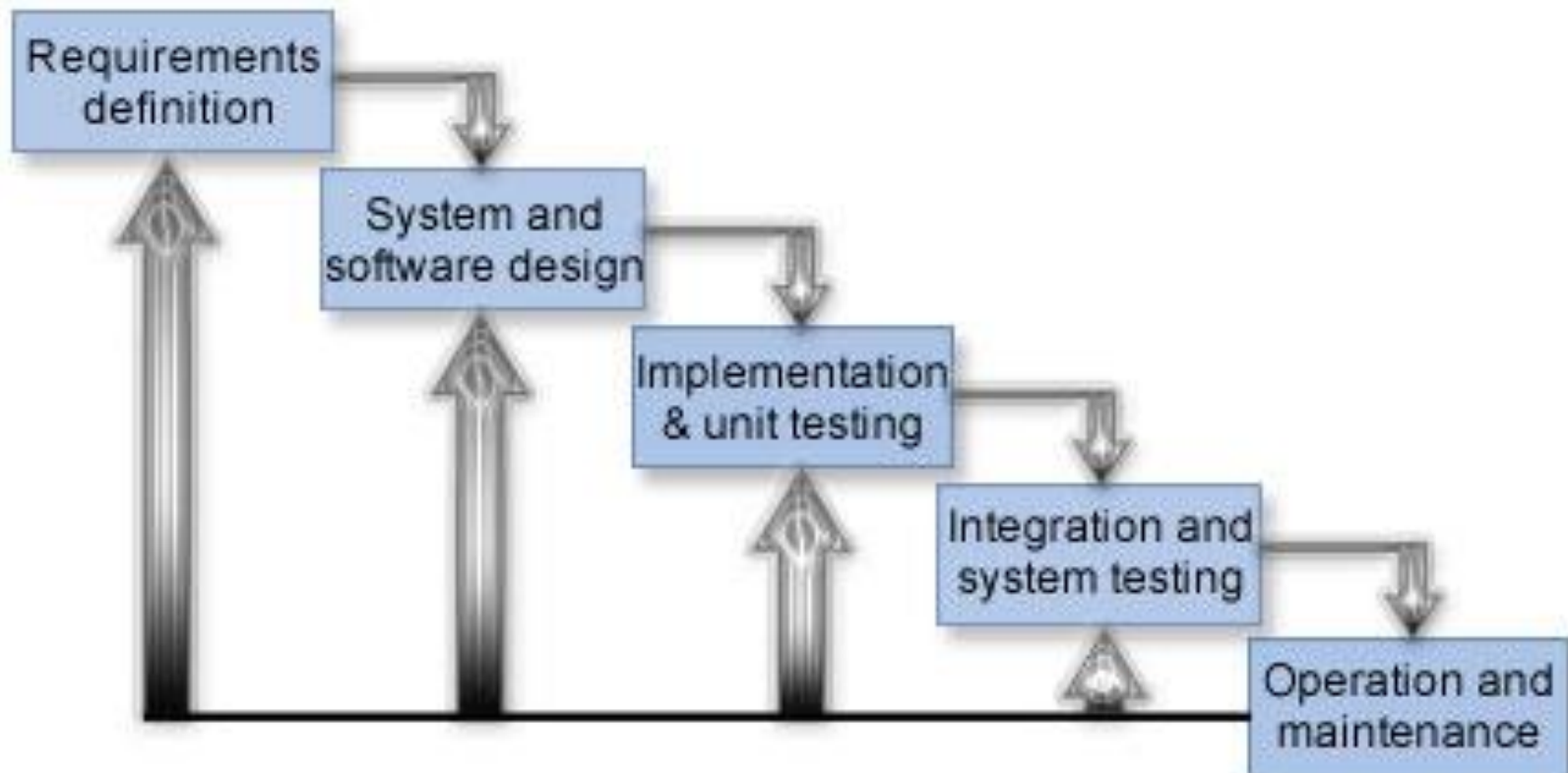


Agile Projects

Chapter 20

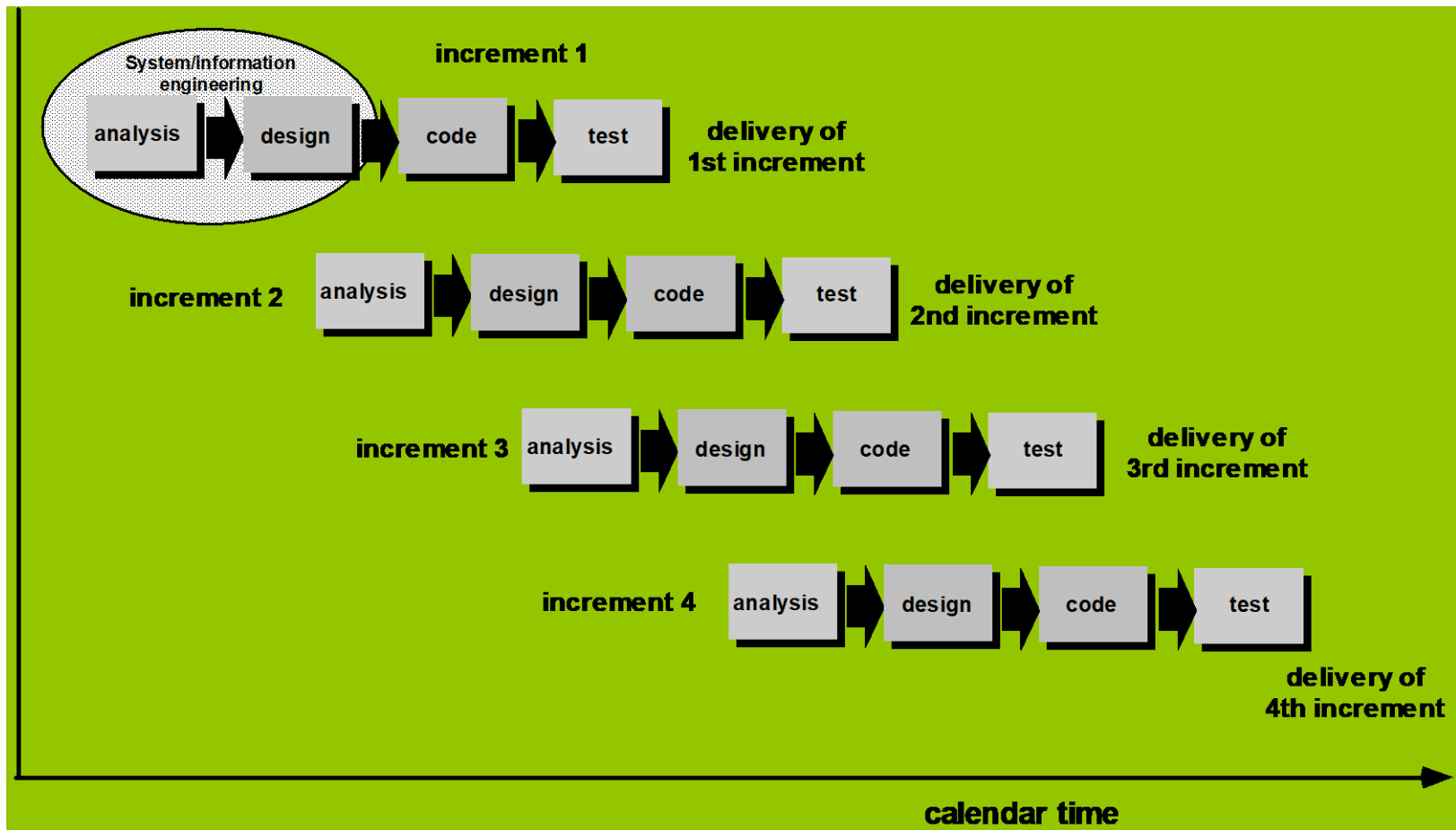
1

Waterfall Model

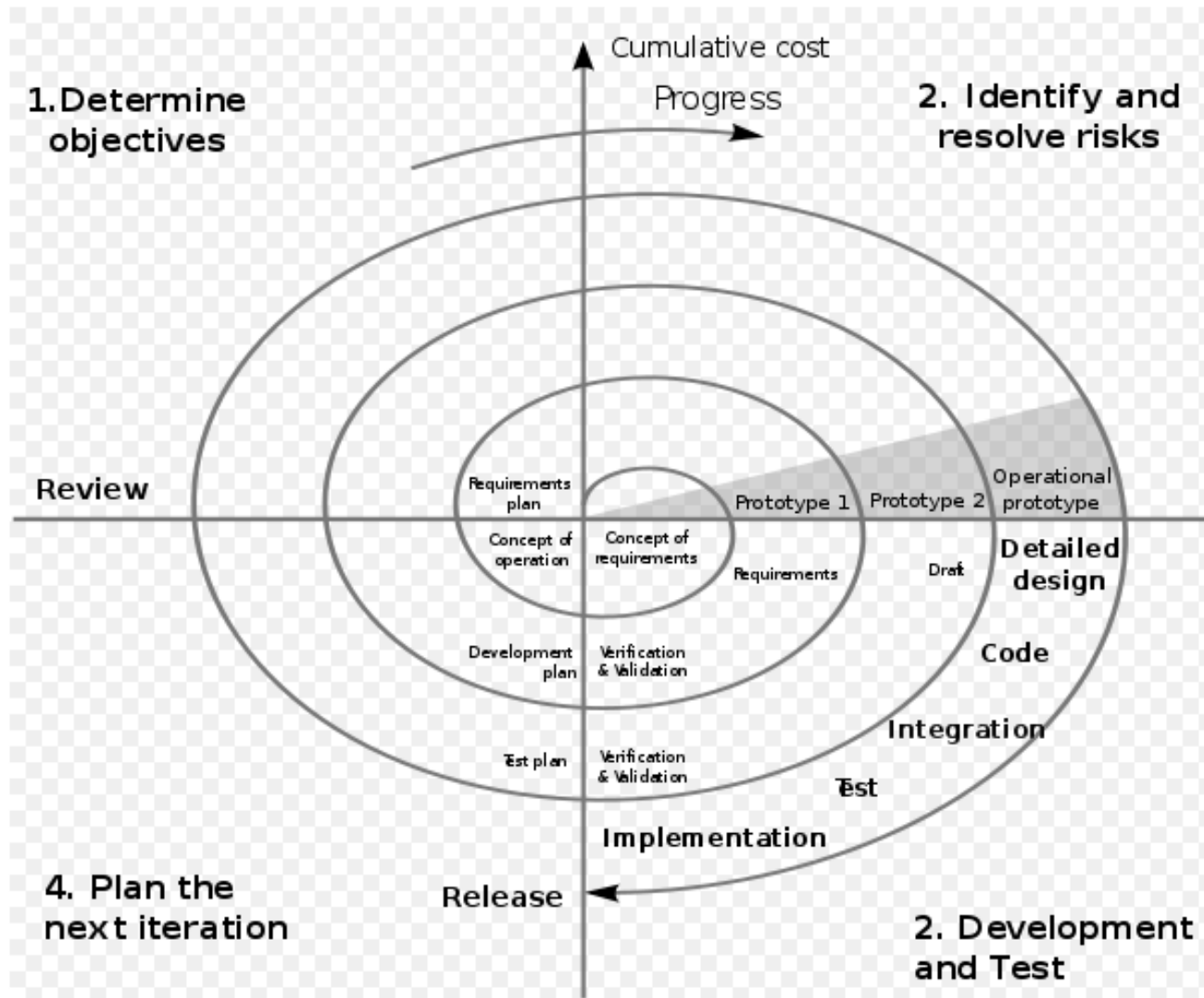


Waterfall Model

Incremental Model



Evolutionary (Spiral) Model

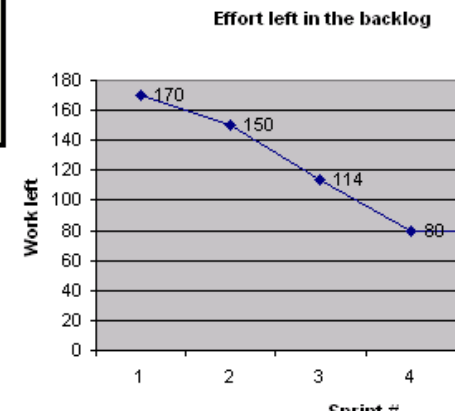
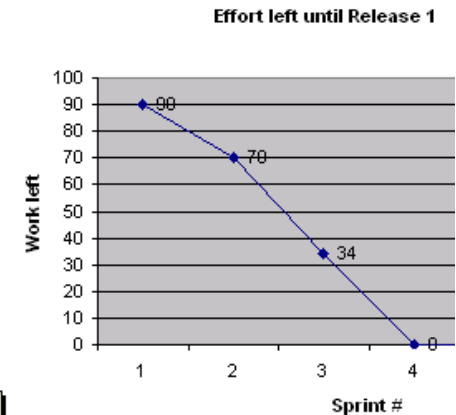


Agile Back Log

	Item #	Description	Est	By
Very High				
	1	Finish database versioning	16	KH
	2	Get rid of unneeded shared Java in database	8	KH
		- Add licensing	-	-
	3	Concurrent user licensing	16	TG
	4	Demo / Eval licensing	16	TG
		Analysis Manager		
	5	File formats we support are out of date	160	TG
	6	Round-trip Analyses	250	MC
High				
		- Enforce unique names	-	-
	7	In main application	24	KH
	8	In import	24	AM
		- Admin Program	-	-
	9	Delete users	4	JM
		- Analysis Manager	-	-
	10	When items are removed from an analysis, they should show up again in the pick list in lower 1/2 of the analysis tab	8	TG
		- Query	-	-
	11	Support for wildcards when searching	16	T&A
	12	Sorting of number attributes to handle negative numbers	16	T&A
	13	Horizontal scrolling	12	T&A
		- Population Genetics	-	-
	14	Frequency Manager	400	T&M
	15	Query Tool	400	T&M
	16	Additional Editors (which ones)	240	T&M
	17	Study Variable Manager	240	T&M
	18	Haplotypes	320	T&M
	19	Add icons for v1.1 or 2.0	-	-
		- Pedigree Manager	-	-
	20	Validate Derived kindred	4	KH
Medium				
		- Explorer	-	-
	21	Launch tab synchronization (only show queries/analyses for logged in users)	8	T&A
	22	Delete settings (?)	4	T&A

Agile Backlog

Weather on Mobile						
http://agilesoftwaredevelopment.com/scrum/simple-product-backlog						
ID	Description	Sprint #	1	2	3	4
Effort needed for Release 1 as in the beginning of the sprint			90	70	34	0
1	Set up continuous integration system		5	0	0	0
2	Create compilable application skeleton		5	0	0	0
3	Display current temperature in a simplest possible way		13	0	0	0
4	Set up the web server for serving weather data		3	0	0	0
5	Implement stubby WeatherML support on the server side		13	0	0	0
Sprint 1 <i>Make sample data go from server to device</i>						
6	Graphics support on the client side		20	0	0	0
16	Make the graphics library draw some icon and sample temperature text		-	13	0	0
17	Draw the real weather screen		-	8	0	0
7	Implement support for several days		8	8	0	0
8	Implement support for rain, snow, etc. icons		2	2	0	0
9	City changing support		-	5	0	0
Sprint 2 <i>Minimal working version</i>						
10	Fetch one day temperature data from the weather provider system					
11	Fetch rain, snow, etc details from the provider					
12	Fetch several days data from the provider					
13	Auto-refresh feature					
Sprint 3 <i>Plug in the real weather data</i>						
Release 1 Sellable version						
14	Inject simulated ads from the test server					
15	Plug real ads in					
18	Change current city automatically according to the cell info					
Sprint 4 <i>Advertisements support</i>						
Release 2 Ad-supported version						
Effort in the whole backlog			170	150	114	80
Backlog state taken after the end of sprint 3 = after release 1						



In a real product backlog, items are more likely to be in the form of user stories. E.g. this item could be stated as "As a user I want to see the real weather data so that I could know what to wear before leaving home"

Agile Iteration

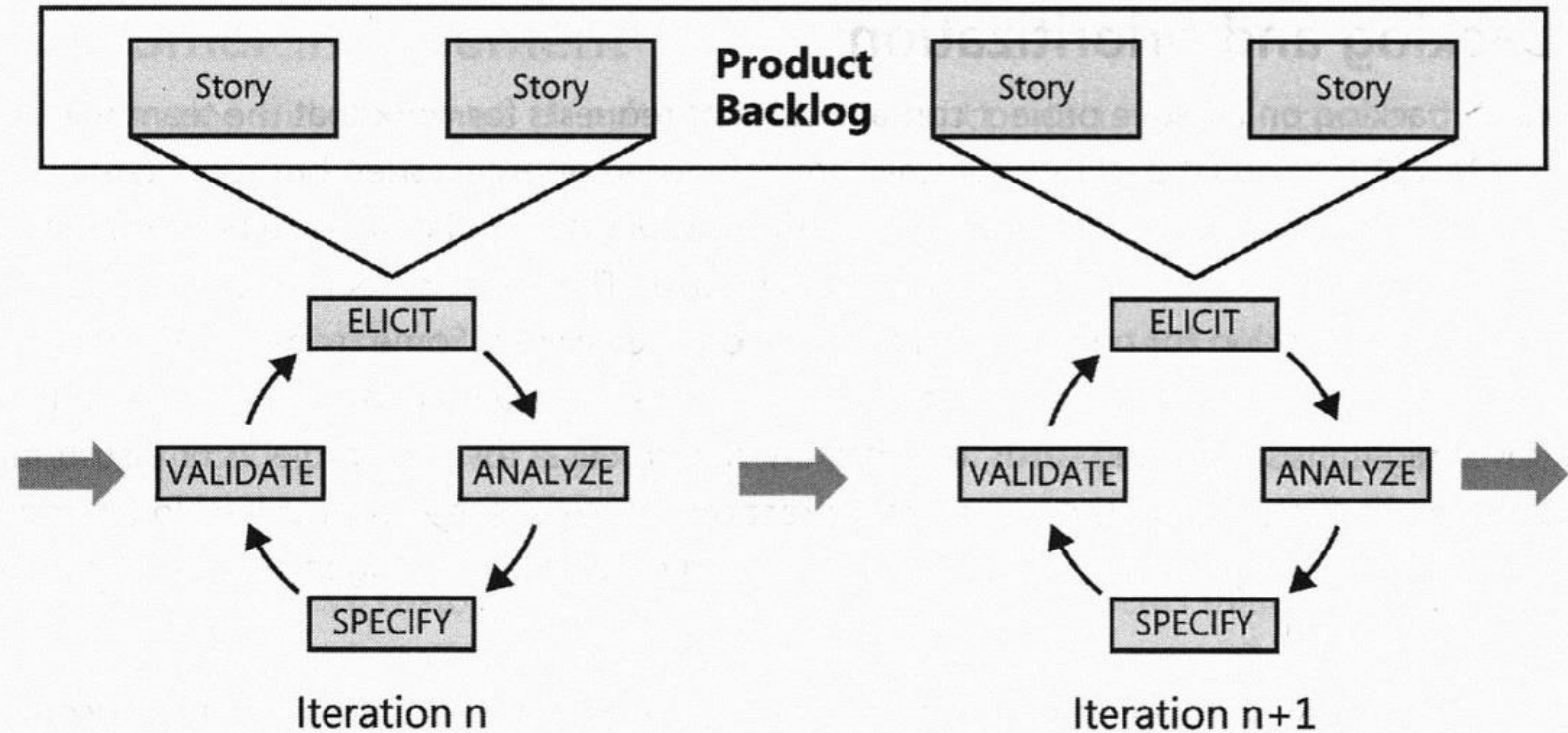


FIGURE 20-1 Standard requirements activities occur within each agile iteration.

Agile: Epics & Stories

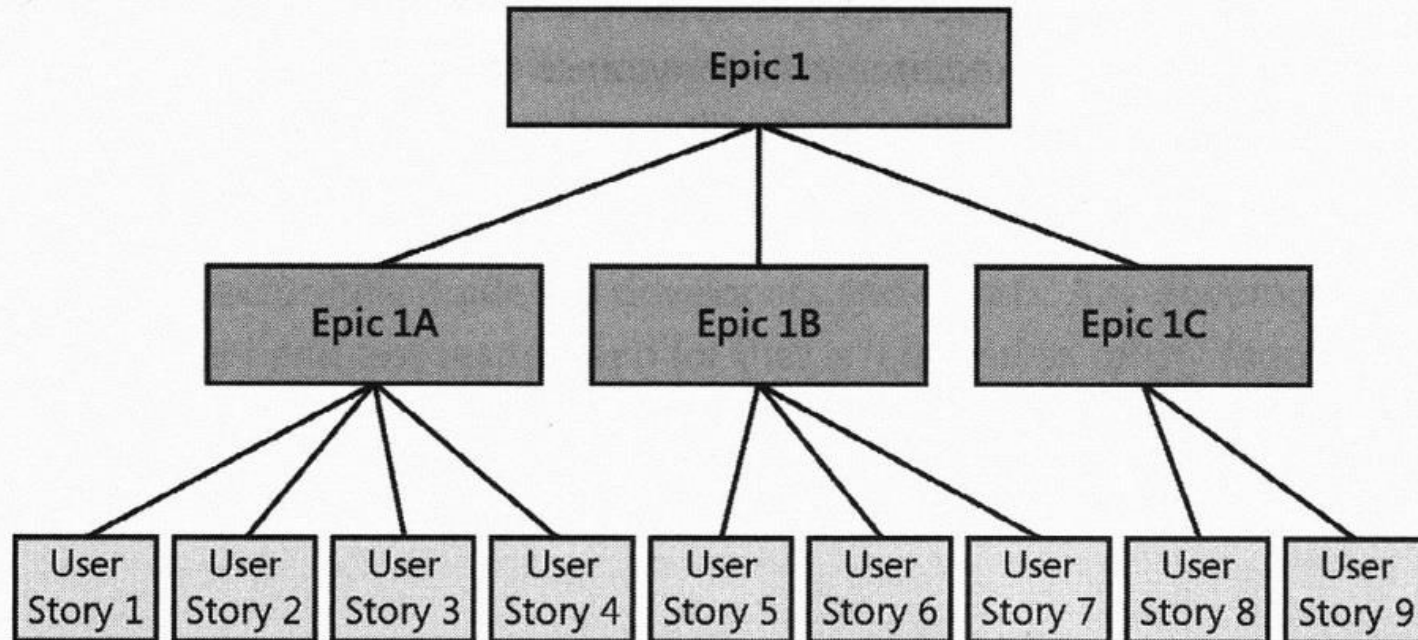


FIGURE 20-2 Epics can be subdivided into smaller epics and then into user stories.