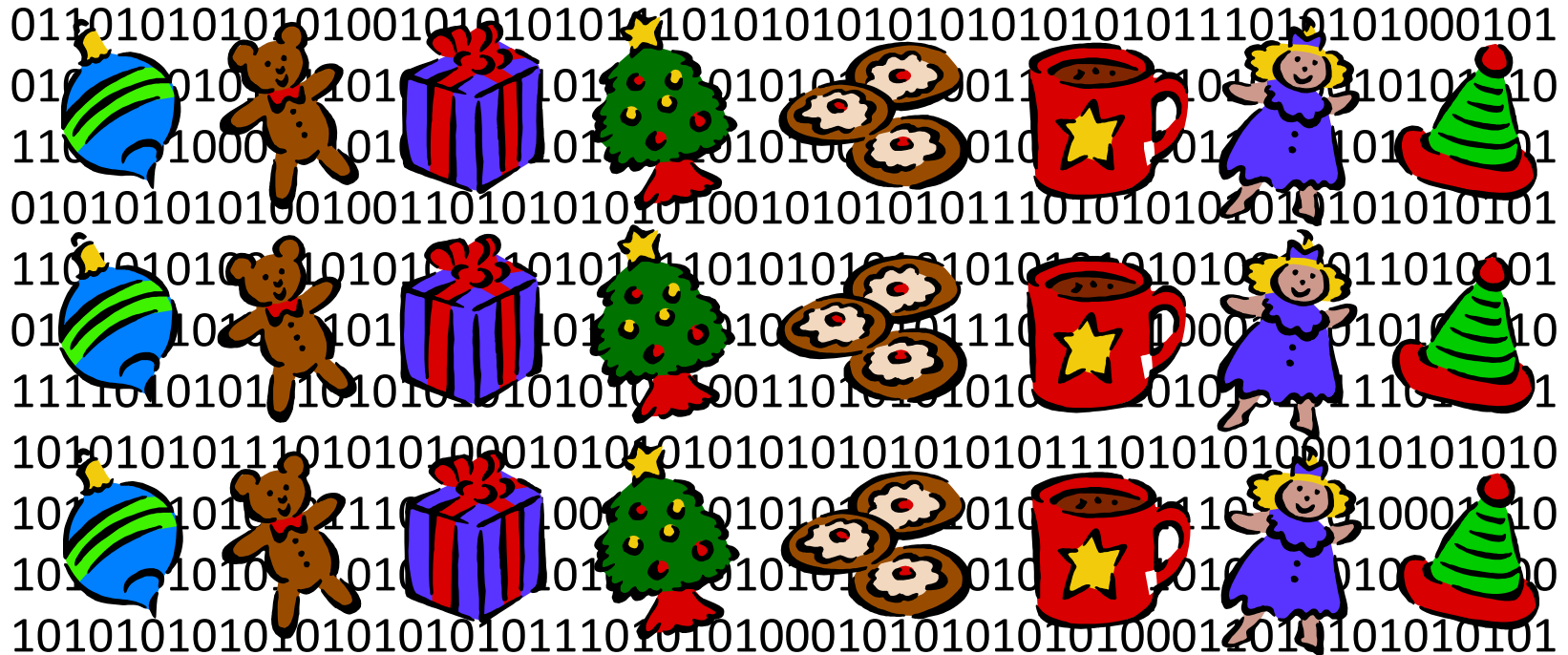


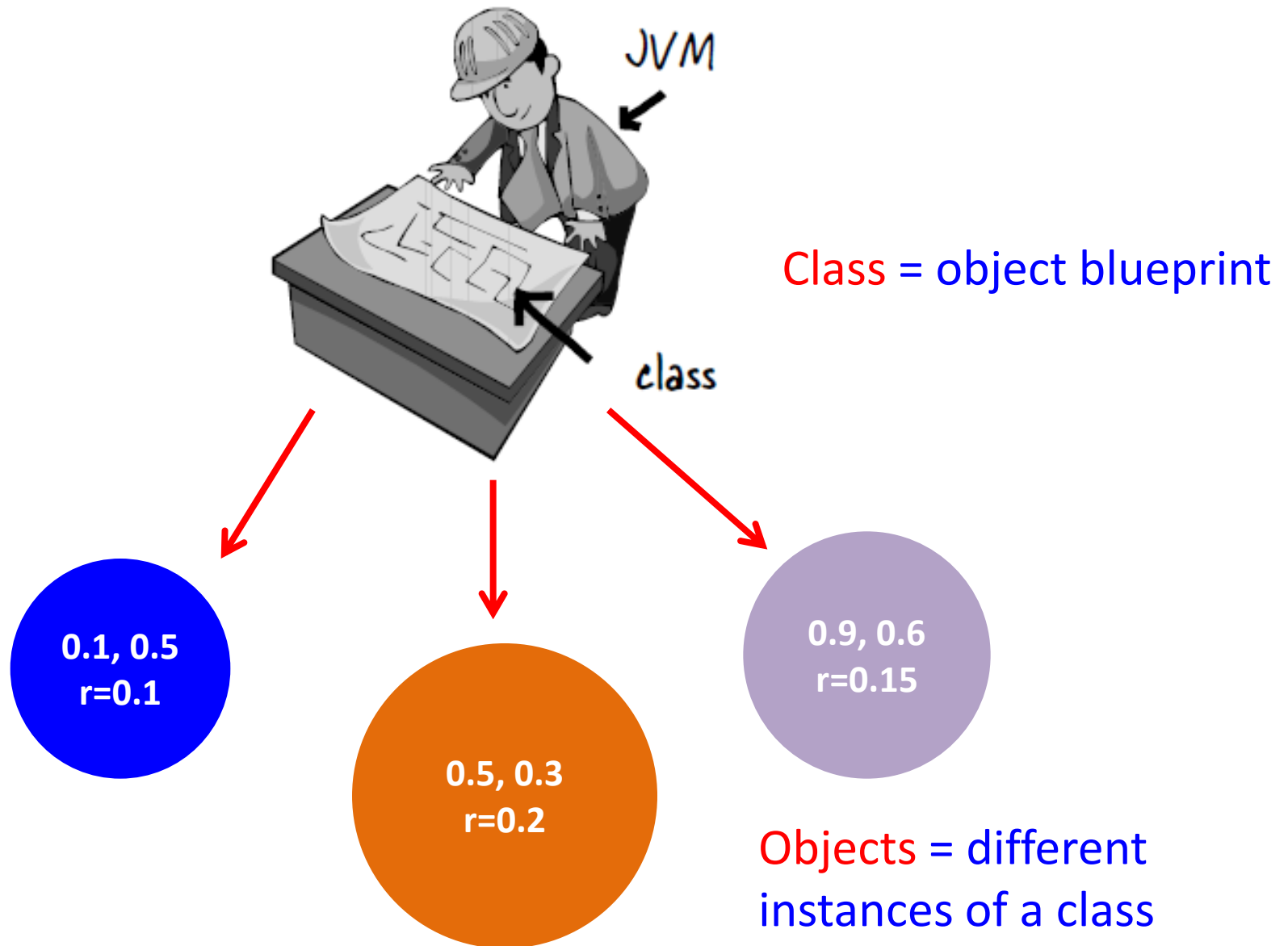
Objects, primitives and references



Overview

- **Objects revisited**
 - Instance variables
 - Instance methods
 - Declaring and creating
- **Primitives variables**
 - Different size bit patterns in memory
- **Reference variables**
 - Remote control to an object
 - Of aliases and orphans

Classes and objects



Hey objects, what do you know?


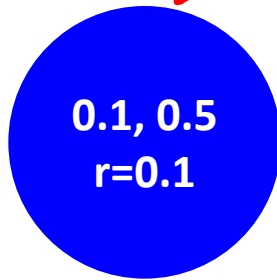


```
public class Ball
{
    private double posX = 0.0;
    private double posY = 0.0;
    private double radius = 0.0;
    private Color color = new Color(0.88f, 0.68f, 1.0f);
}
```

Instance variables = what an object knows

Hey objects, what can you do?

"We can draw ourselves, print our data, change our color, move around, and even see if we overlap with some other guy!"



```
public void draw() {...}
public String toString() {...}
public void setColor(double r, double g, double b) {...}
public void move(double deltaX, double deltaY) {...}
public boolean overlap(Ball other) {...}
```

Instance methods = what an object can do

Bonus move method



```
import java.awt.*;

public class Ball
{
    private double posX    = 0.0;
    private double posY    = 0.0;
    private double radius  = 0.0;
    private Color  color   = new Color(0.88f, 0.68f, 1.0f);

    public void move(double deltaX, double deltaY)
    {
        posX    += deltaX;
        posY    += deltaY;
    }
    ...
}
```

Hey objects, where did you come from?

"Dude, don't you know where objects come from?!? The object stork totally dropped us off."



```
public Ball(double x, double y, double r)
{
    posX    = x;
    posY    = y;
    radius  = r;
}
```

Constructor = the object stork

An object soap opera

```
public class BallSoapOpera
{
    public static void main(String [] args)
    {
        Ball bluey;
    }
}
```

null
↑
bluey

"Cruel cruel world. I'm a variable, but I have no purpose in life. I'm so worthless, a sad empty vessel..."

An object soap opera

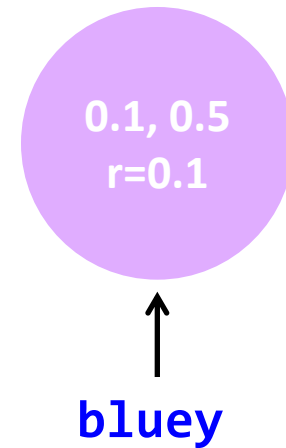
```
public class BallSoapOpera
{
    public static void main(String [] args)
    {
        Ball bluey;
        bluey = new Ball(0.1, 0.5, 0.1);
    }
}
```

↑
bluey

"Yay thank you object stork. At long last, I'm finally a real Ball! Though I seem to be invisible."

An object soap opera

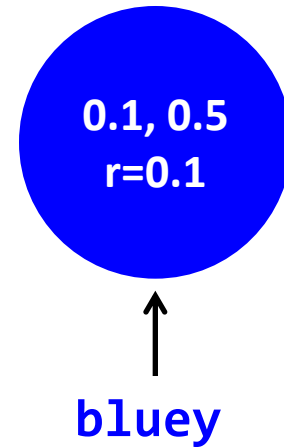
```
public class BallSoapOpera
{
    public static void main(String [] args)
    {
        Ball bluey;
        bluey = new Ball(0.1, 0.5, 0.1);
        bluey.draw();
    }
}
```



"That's great! Now everybody can see me. But my color is a little girly..."

An object soap opera

```
public class BallSoapOpera
{
    public static void main(String [] args)
    {
        Ball bluey;
        bluey = new Ball(0.1, 0.5, 0.1);
        bluey.setColor(0.0, 0.0, 1.0);
        bluey.draw();
    }
}
```



" Awh that's better, a nice manly blue, just like I like it!"

An object soap opera

```
public class BallSoapOpera
{
    public static void main(String [] args)
    {
        Ball bluey;
        bluey = new Ball(0.1, 0.5, 0.1);
        bluey.setColor(0.0, 0.0, 1.0);
        bluey.draw();

        Ball mauevy = new Ball(0.1, 0.9, 0.15);
        mauevy.draw();
    }
}
```



bluey

"Well hello there, what's your name beautiful? Why don't you come over here?"

An object soap opera

```
public class BallSoapOpera
{
    public static void main(String [] args)
    {
        Ball bluey;
        bluey = new Ball(0.1, 0.5, 0.1);
        bluey.setColor(0.0, 0.0, 1.0);
        bluey.draw();

        Ball mauevy = new Ball(0.1, 0.9, 0.15);
        mauevy.draw();

        while (!mauevy.overlap(bluey))
        {
            mauevy.move(0.0, -0.01);
            mauevy.draw();
        }
    }
}
```



"<giggle> Well hello to you too handsome..."



bluey

An object soap opera

```
public class BallSoapOpera
{
    public static void main(String [] args)
    {
        Ball bluey;
        bluey = new Ball(0.1, 0.5, 0.1);
        bluey.setColor(0.0, 0.0, 1.0);
        bluey.draw();

        Ball mauevy = new Ball(0.1, 0.9, 0.15);
        mauevy.draw();

        while (!mauevy.overlap(bluey))
        {
            mauevy.move(0.0, -0.01);
            mauevy.draw();
        }
    }
}
```



An object soap opera

```
public class BallSoapOpera
{
    public static void main(String [] args)
    {
        Ball bluey;
        bluey = new Ball(0.1, 0.5, 0.1);
        bluey.setColor(0.0, 0.0, 1.0);
        bluey.draw();

        Ball mauevy = new Ball(0.1, 0.9, 0.15);
        mauevy.draw();

        while (!mauevy.overlap(bluey))
        {
            mauevy.move(0.0, -0.01);
            mauevy.draw();
        }
        bluey.setColor(1.0, 0.0, 0.0);
        bluey.draw();
    }
}
```



Declaring a variable

- All variables must have a type
 - **Primitive types:** hold fundamental values
 - integers, booleans, floating-point values
 - type name is all lowercase
 - `int`, `double`, `boolean`, `char`, `byte`, `short`, `long`, `float`
 - **Object reference types:** refer to an object
 - may contain several values
 - type name starts in uppercase
 - e.g. `String`, `Color`, `Ball`, `Dog`, `Giraffe`, ...

Primitive type sizes


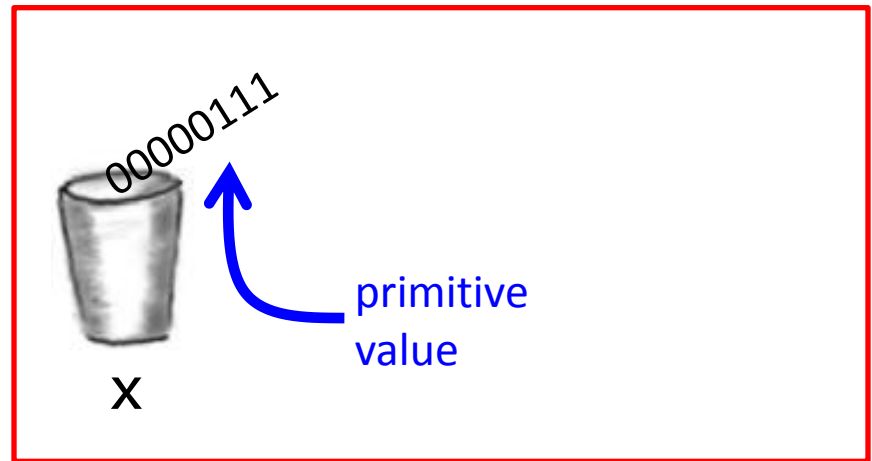
- Primitive types

- Just a block of memory in your computer
- Size of block measured in bits (number of 0s or 1s)
- Integers:

type	bits	example
byte	8	0110 1110
short	16	0110 1110 1101 1101
int	32	0101 1001 0000 0001 0111 1101 0110 0010
long	64	1101 0011 1001 0001 1101 0101 1010 0101 0111 1010 0011 1010 1011 1100 1111 1111


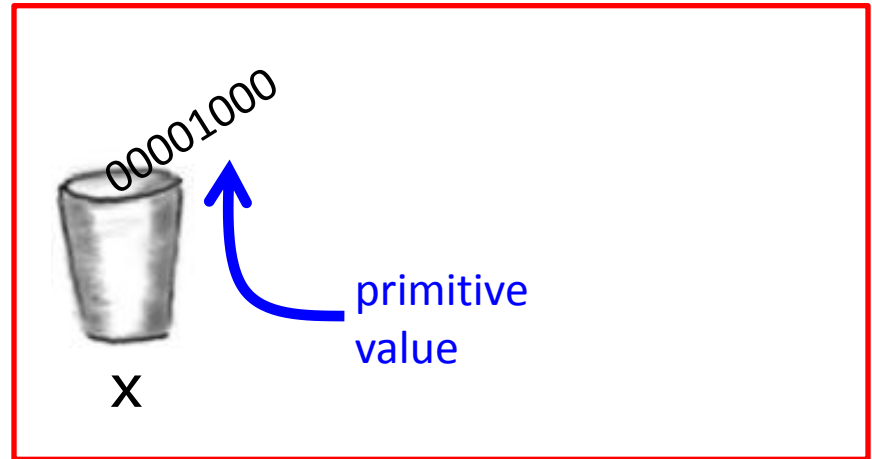
Creating a primitive variable

```
byte x = 7;
```



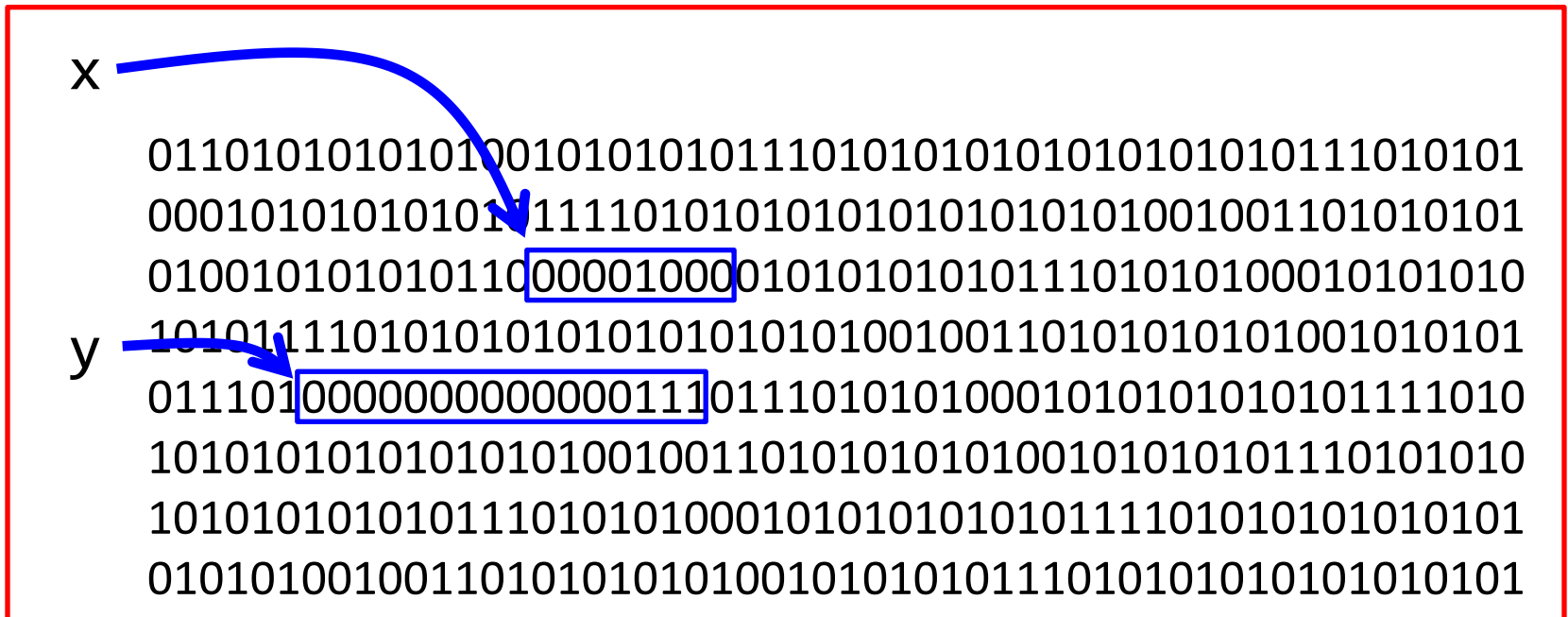
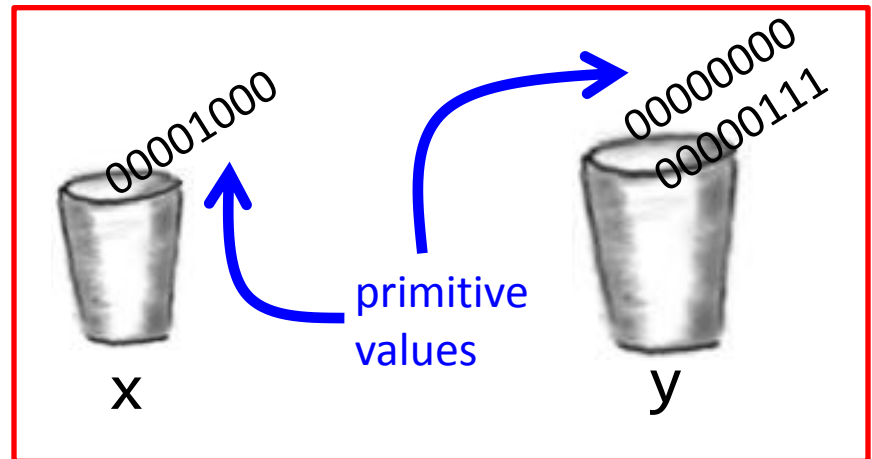
Creating a primitive variable

```
byte x = 7;  
x = x + 1;
```



Creating a primitive variable


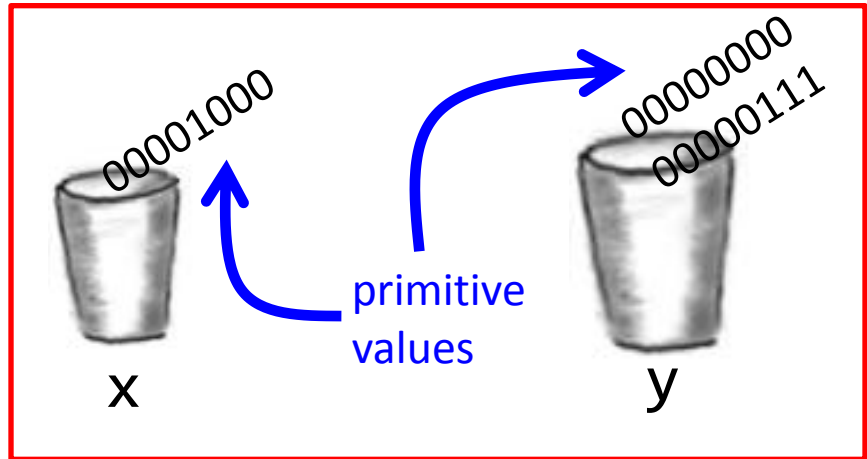
```
byte x = 7;  
x = x + 1;  
  
short y = 7;
```



You can't put a big cup into a small one

You may know
7 can fit in a
byte, but
compiler
doesn't!

```
byte x = 7;  
x = x + 1;  
  
short y = 7;  
  
x = y;
```



Declaring a reference variable

```
Ball b;
```

Currently `b` is equal to `null`.
References variables always need to be
use `new` to create an actual object.




`b`

`b` 011010101010100101010101110101010101010101010111010101
0001010101010101111010101010101010101001001101010101
01001010101010101010101010101010100010101010
1010101010101010101010101010101010100100110101010101
011101000000000011101110101010001010101010101111010
10101010101010101010010011010101010100101010101110101010
1010101010101110101010001010101010101111010101010101
0101010010011010101010100101010101110101010101010101

bits that get us to
a Ball object

Creating a reference variable

```
Ball b = new Ball(0.0, 0.0, 0.5);
```



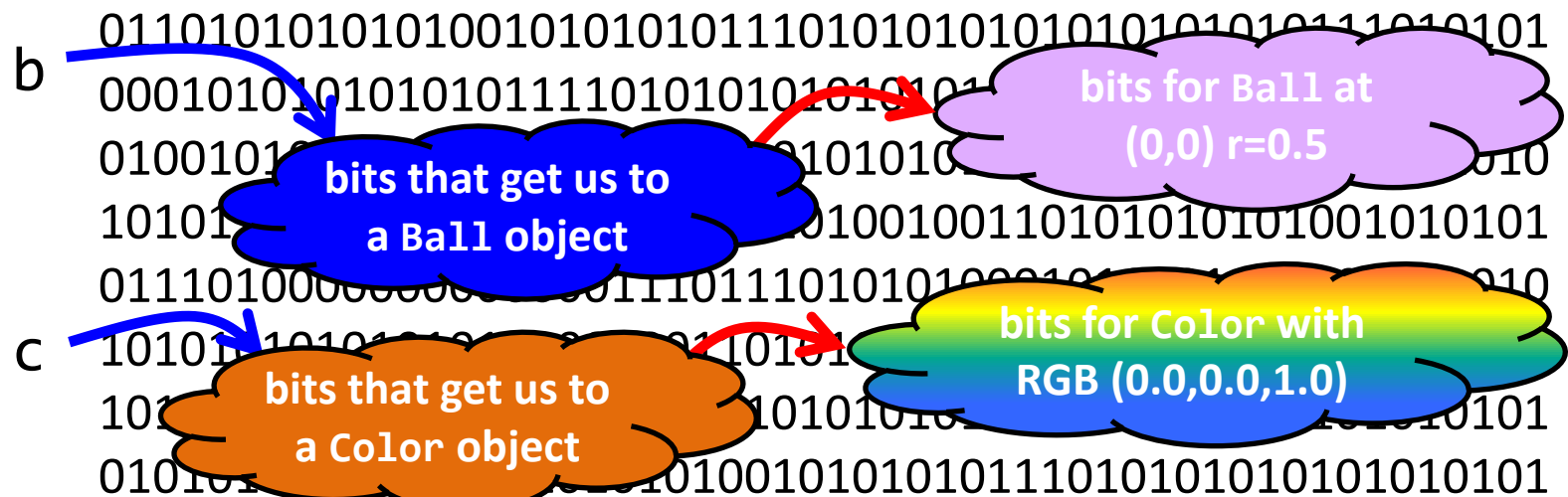
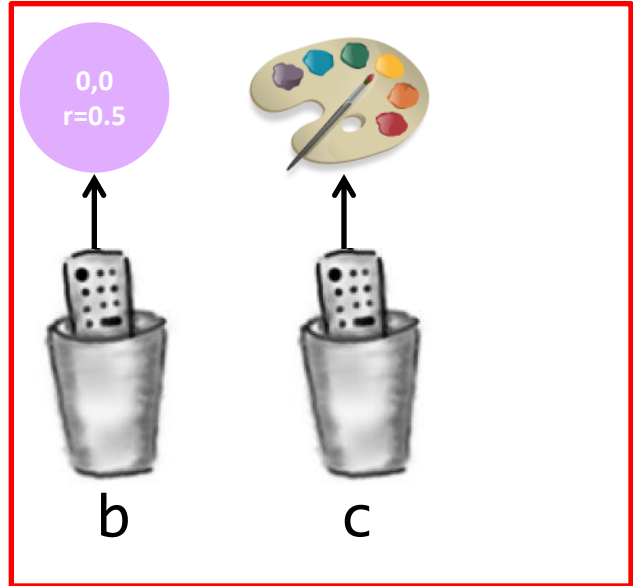
```
b 0110101010101001010101011101010101010101010101010111010101  
000101010101010101111010101010101010101010101010101010101  
010010101010101010101010101010101010101010101010101010101  
101010101010101010101010101010101010101010101010101010101  
0111010000000000001110111010101000101010101010101111010  
1010101010101010101010010011010101010100101010101110101010  
10101010101010111010101000101010101010101111010101010101  
01010100100110101010101001010101011101010101010101010101
```

bits that get us to a Ball object

bits for Ball at (0,0) r=0.5

Creating a reference variable

```
Ball b = new Ball(0.0, 0.0, 0.5);  
Color c = new Color(0.0f, 0.0f, 1.0f);
```

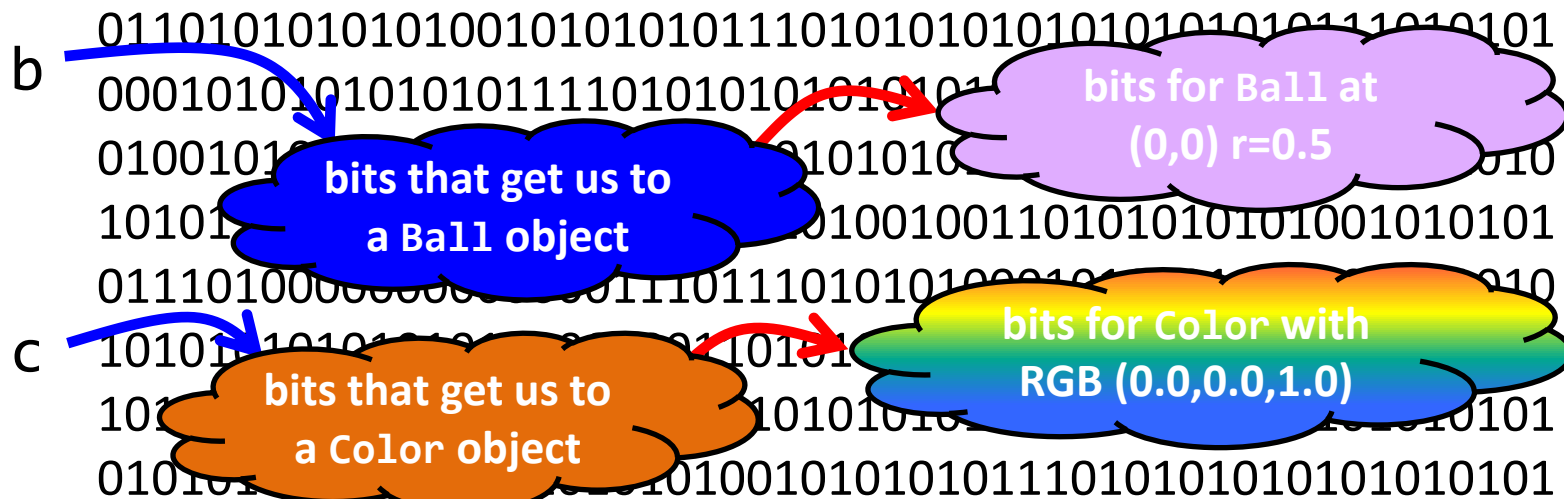
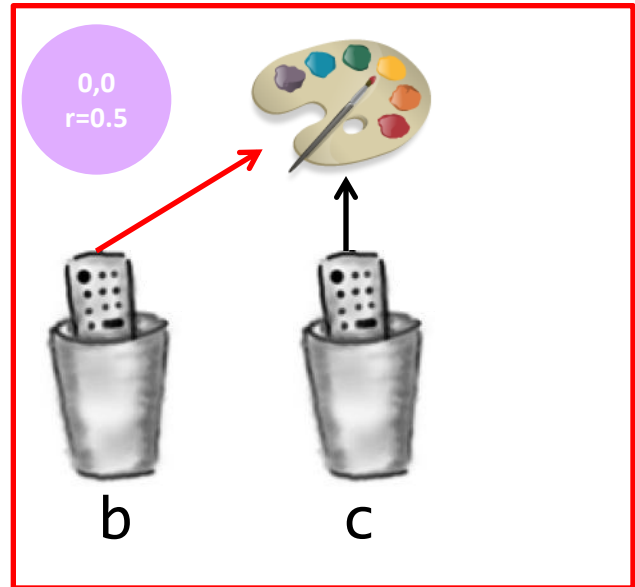


References variables can't switch types

```
Ball b = new Ball(0.0, 0.0, 0.5);  
Color c = new Color(0.0f, 0.0f, 1.0f);
```


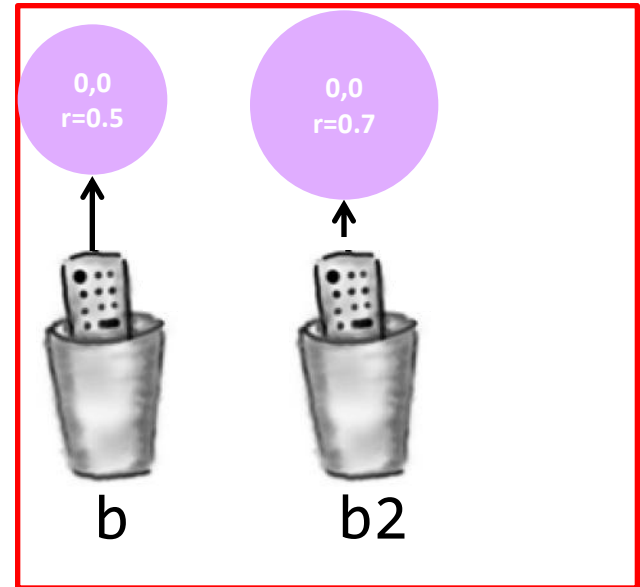
```
b = c;
```

You can't put a Color object into a Ball reference variable!



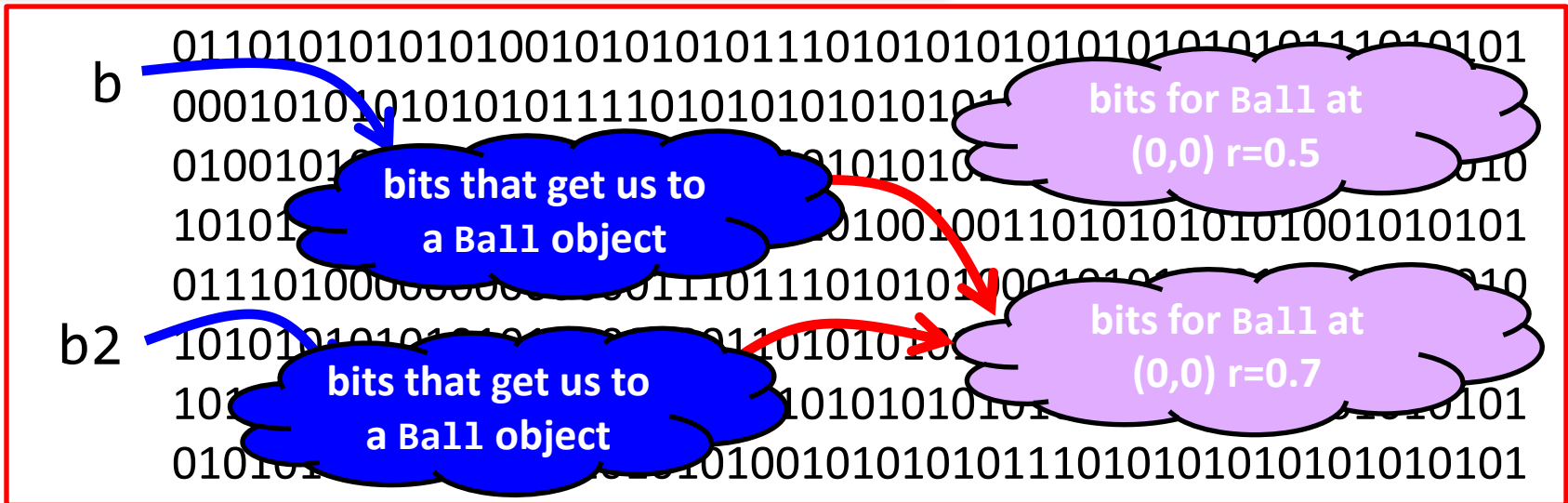
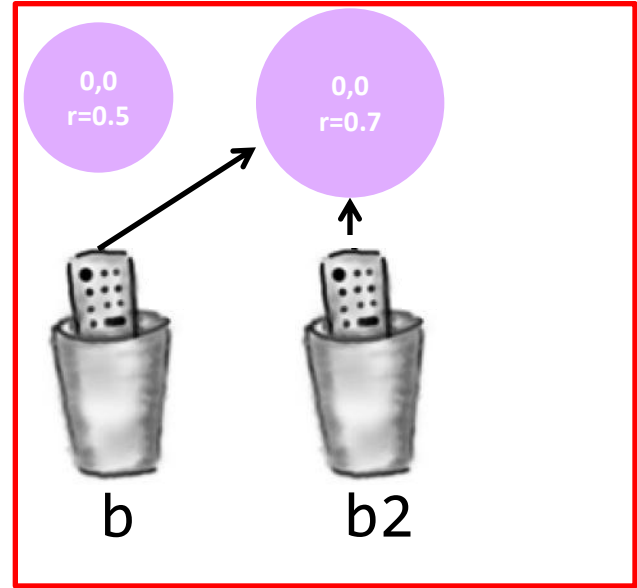
Two references of same type

```
Ball b = new Ball(0.0, 0.0, 0.5);  
Ball b2 = new Ball(0.0, 0.0, 0.7);
```




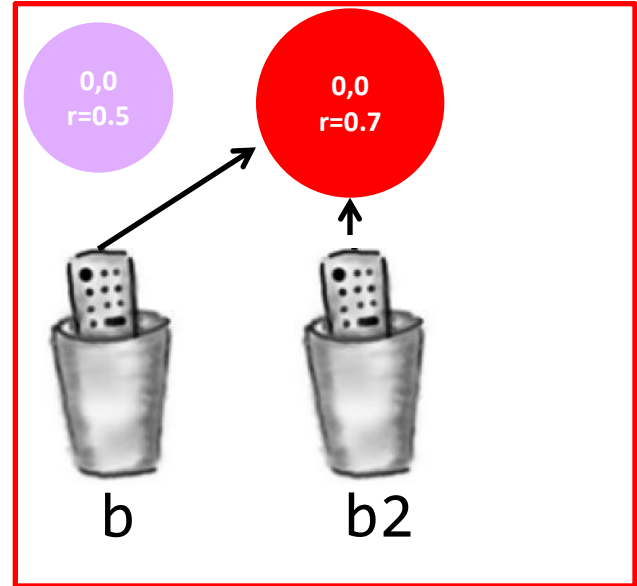
Two references of same type

```
Ball b = new Ball(0.0, 0.0, 0.5);  
Ball b2 = new Ball(0.0, 0.0, 0.7);  
  
b = b2;
```



Two names: one object

```
Ball b = new Ball(0.0, 0.0, 0.5);  
Ball b2 = new Ball(0.0, 0.0, 0.7);  
  
b = b2;  
b.setColor(1.0, 0.0, 0.0);
```


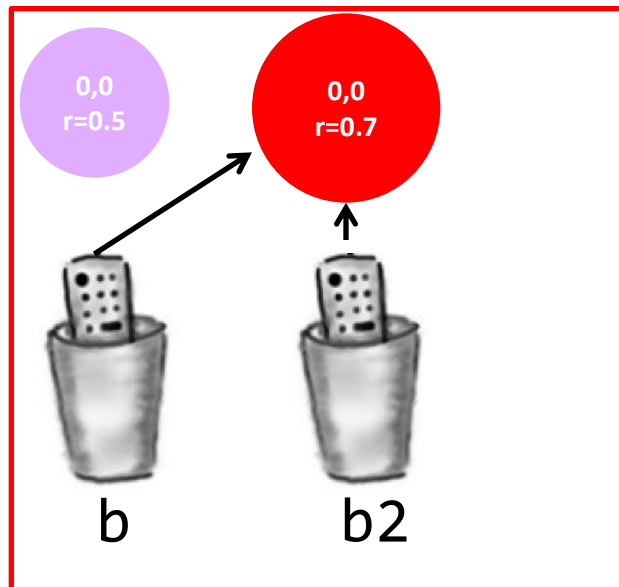


Two names: one object

```
Ball b = new Ball(0.0, 0.0, 0.5);  
Ball b2 = new Ball(0.0, 0.0, 0.7);
```

```
b = b2;  
b2.setColor(1.0, 0.0, 0.0);
```


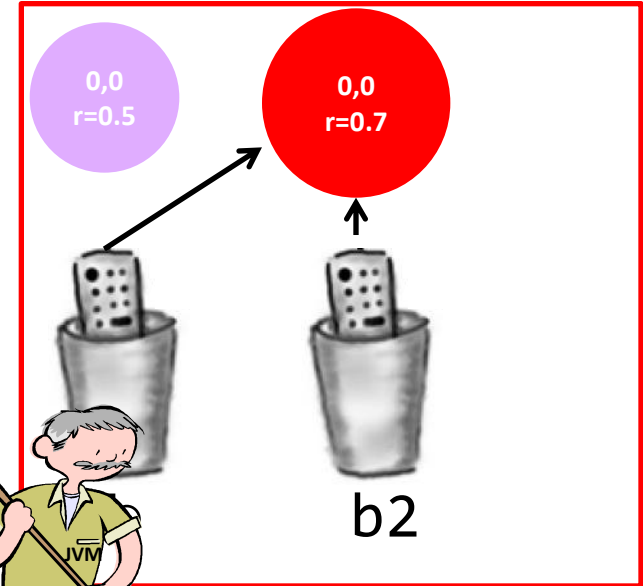
Currently `b` and `b2` are just **aliases**, different names for controlling the same object. Calling a method on `b` is same as calling the same method on `b2`.



Orphaned objects

```
Ball b = new Ball(0.0, 0.0, 0.5);  
Ball b2 = new Ball(0.0, 0.0, 0.7);  
  
b = b2;  
b2.setColor(1.0, 0.0, 0.0);
```

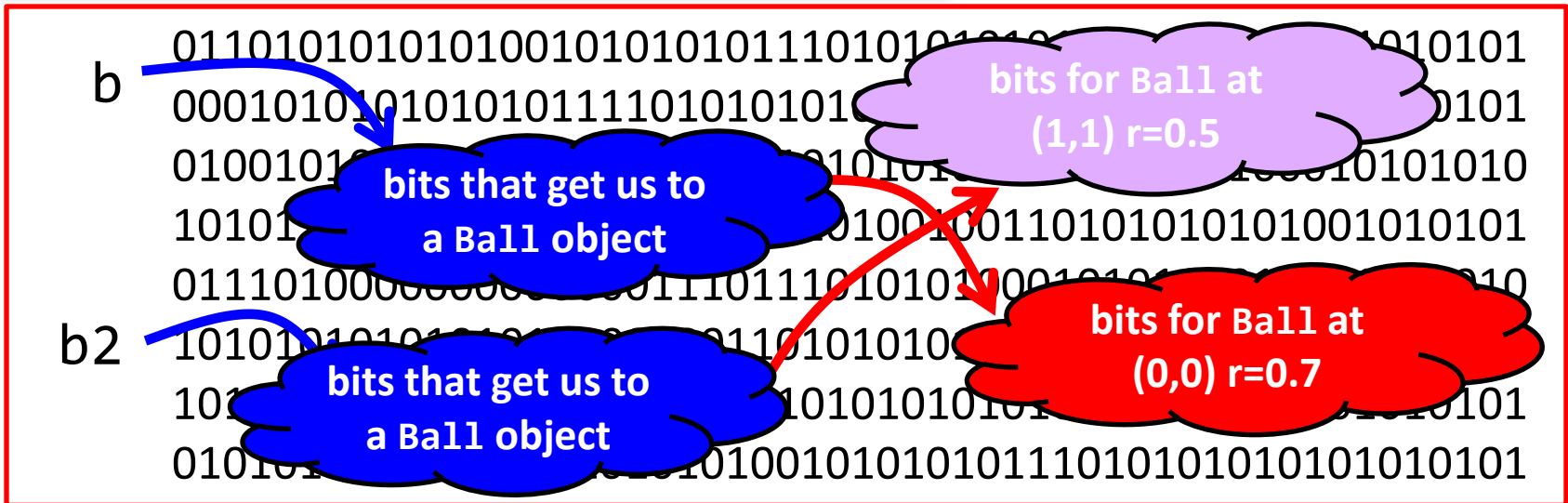
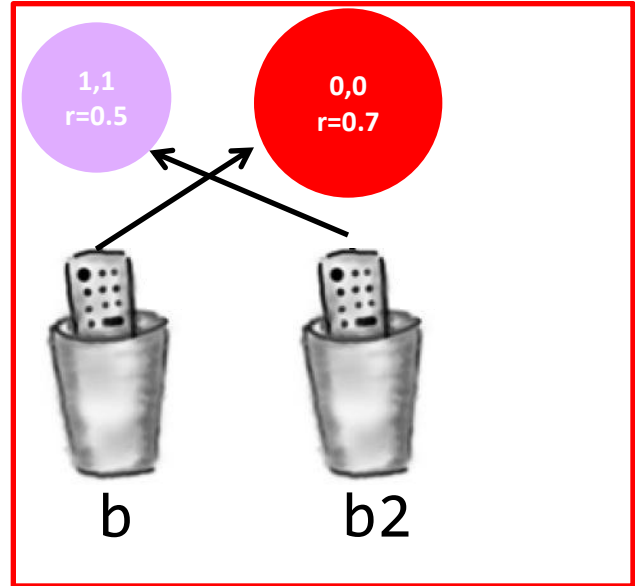
The Ball object at (0,0) r=0.5 has become an **orphan** (no one can control it anymore). The Java **garbage collector** eventually frees up the memory.



Reference variables can be reprogrammed

```
Ball b = new Ball(0.0, 0.0, 0.5);  
Ball b2 = new Ball(0.0, 0.0, 0.7);  
  
b = b2;  
b2.setColor(1.0, 0.0, 0.0);  
  
b2 = new Ball(1.0, 1.0, 0.5);
```

b2 now refers to a brand new Ball object at a new location (1,1). b2 forgets how to control Ball at (0,0). But b still can.



Alias bug'o'rama

- Instance variables have a name
 - So do parameters to methods
 - So do local variables
 - **Be careful:** Java lets you use the same name!

```
public class Ball
{
    private double posX    = 0.0;
    private double posY    = 0.0;
    private double radius  = 0.0;

    public Ball(double x, double y, double r)
    {
        posX    = x;
        posY    = y;
        radius  = r;
    }
    ...
}
```

This class works just fine.

The instance variables and the parameters to the constructor method Ball() all use different names.

No confusion!

Alias bug'o'rama

- Local variables

- If **same name as instance variable** → Java uses the local variable

```
public class Ball
{
    private double posX    = 0.0;
    private double posY    = 0.0;
    private double radius  = 0.0;

    public Ball(double x, double y, double r)
    {
        double posX    = x;
        double posY    = y;
        double radius  = r;
    }
    ...
}
```

This will compile and run, but the instance variables will all remain 0.0.

In the Ball() constructor, posX means the local variable not the instance variable.

Alias bug'o'rama

- Parameter to method

- If **same name as instance variable** → Java uses the parameter variable

```
public class Ball
{
    private double posX    = 0.0;
    private double posY    = 0.0;
    private double radius  = 0.0;

    public Ball(double posX, double posY, double radius)
    {
        posX    = posX;
        posY    = posY;
        radius  = radius;
    }
    ...
}
```

This will compile and run, but the instance variables will all remain 0.0.

In the Ball() constructor, posX means the parameter variable not the instance variable.

this to the rescue

- **this**

- Refers to the instance of the object running the method
- Use instance variable instead of local variable

```
public class Ball
{
    private double posX    = 0.0;
    private double posY    = 0.0;
    private double radius  = 0.0;

    public Ball(double posX, double posY, double radius)
    {
        this.posX    = posX;
        this.posY    = posY;
        this.radius  = radius;
    }
    ...
}
```

This works just fine. Using **this** allows you to have the same parameter variables names as your instance variables (if you want).

Multiple main() methods

- Every Java class can have a main()
 - java MyClass → runs main() in MyClass.java
 - Often used to test and debug a class

```
public class Ball
{
    ...
    public static void main(String [] args)
    {
        Ball a = new Ball(0.5, 0.5, 0.2);
        Ball b = new Ball(0.5, 0.5, 0.2);
        System.out.println("a = " + a);
        System.out.println("b = " + b);
        System.out.println("a overlaps b = " + a.overlap(b));
        a.move(0.5, 0.0);
        System.out.println("a = " + a);
        System.out.println("a overlaps b = " + a.overlap(b));
        a.draw();
        b.draw();
    }
    ...
}
```

Quiz

- Classes and objects

Class =

Object =

Instance variables =

Instance methods =

Constructor =

Summary

- Classes and objects

Class = object blueprint

Object = instances of a class

Instance variables =
what an object knows

Instance methods =
what an object can do

Constructor = object stork

- Primitive and reference variables
 - Aliased objects, orphaned objects
- Alias bugs
- Every class can have `main()`